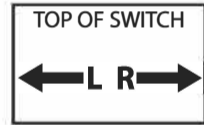


RON FRANCIS
Wiring

SS-11
SYNERGY
SERIES
Toggle Turn
Signal Switch

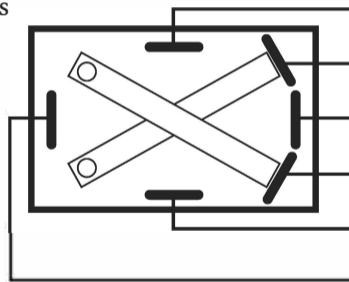
With matching Bezel,
& Accent Rings


If using our wiring kit, use the colors as reference to our color code supplied in the wiring kit. The tag shown below should face up after installation.



Note: The lights will flash until the switch is turned off.
Parts list: 1 switch, 6 terminals, Bezel & Accent Rings

Mount the switch in the dash with the switch mounted right side up. Using the terminals provided, crimp them on the wires and run them to the locations shown. The flasher connection shown will not be needed if connecting this switch to a Wire Works fuse panel. Connecting the gray terminal to the appropriate terminal on your fuse panel will complete this connection.



Right Rear (White)
Gray ———  ——— 12 Volts
Right Front (Blue)
Brake Switch (Purple) ——— 12 Volts
Left Rear (Yellow)
Left Front (Green)